

# The independent healthcare sector: an overview




Independent healthcare providers include both for-profit and not-for-profit organisations delivering both NHS and privately funded healthcare services, ranging from large international hospital groups to small specialist providers.

## Volume & scope: Independent sector providers make a varied & important contribution to supporting patients

IHPN members employ or contract more than **150,000** people



more than **38%** of NHS ophthalmology, and trauma & orthopaedic patients were treated by independent sector providers in 2021



**1,800+** apprenticeships were delivered by IHPN members in 2021




IHPN members provide healthcare services in over **1,500** sites across UK



In 2021, there were almost **2m** acute patient journeys across the independent sector



**4,000+** NHS junior doctors have undertaken their training in independent hospital facilities since 2020



Including more than **735,000** private patient journeys and almost **1.2m** NHS patient journeys

**42%+** of NHS community service providers are from the independent sector



more than **1.4m** scans and tests were delivered by independent diagnostics providers in 2021




## Quality & safety: Independent sector providers deliver high quality care that patients value

**95** independent sector providers are **Joint Advisory Group (JAG)** accredited



42% of all JAG accredited sites in the UK

**13** of the **top 20** providers under PROMs scores for primary hip and knee replacements are from the independent sector



almost **200** Freedom to **Speak Up Guardians** in the independent health sector



**84%** of acute independent providers are rated either good or outstanding by the **Care Quality Commission**

